

1 *Hi!*


1 Find the greetings.

Keresd meg a köszönéseket!




2 Yes? No? Write.

Igen? Nem? Írd le!



3 Draw and introduce yourself.

Rajzold le magad és mutakozz be!



1 Match the pictures and the instructions.

Párosítsd a képeket és az utasításokat!

- 1 Walk. c
- 2 Sit down.
- 3 Stop.
- 4 Stand up.
- 5 Say 'Hello'.



2 Find the words.

Keresd meg a szavakat!

Irig ydaer yob 1 _____ 2 _____ 3 _____

3 Write the sentences.

Írd le a mondatokat!

1 HellolamNicklamaboy.


Hello. I am _____

2 HilamEmilylamagirl.



4 Colour this robot. Write instructions to him.

Színezd ki a robotot! Írj neki utasításokat!



2 How are you?

1 Write the missing letters.

Írd be a hiányzó betűket!



ever_bod_



g_rl_

oy



t_cher

2 Write in the speech bubbles.

Írj a szövegbuborékokba!

How are you?

I'm fine, thank you.



3 Write the sentences.

Írd be a mondatokat!

I am fine. = *I'm fine.*

You are a girl. = You're a girl.

I'm = I am
You're = You are

1 I am Rob. = _____

2 _____ = I'm a boy.

3 You are Gabi. = _____

4 _____ = You're a teacher.

1 Write in the speech bubbles.

Írj a szövegbuborékokba!

Good morning! Good afternoon! Good evening!
Good night! Please. I'm tired.



2 Answer the questions.

Válaszolj a kérdésekre!

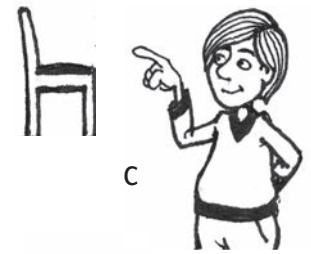

- 1 Are you a boy? _____
- 2 Are you a girl? _____
- 3 Are you a teacher? _____
- 4 How are you? _____

3 Who's this?

1 Match the pictures and the instructions.

Párosítsd a képeket és az utasításokat!

- 1 Point to the desk. b
- 2 Jump.
- 3 Come in.
- 4 Turn around.
- 5 Point to the chair.




2 Put the words in the correct order.

Tedd a szavakat a helyes sorrendbe!


- 1 you/are/Who/? _____
- 2 am/Fred/I /. _____
- 3 Who/that/'s/? _____
- 4 's/me/It/. _____
- 5 my/You/friend/are/. _____

3 Draw.


Rajzolj!




a chair



my friend



a desk



It's me!

1 Answer the questions.

Válaszolj a kérdésekre!



Yozo



Pozo



Emma

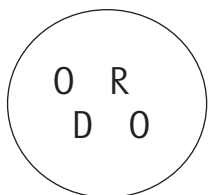


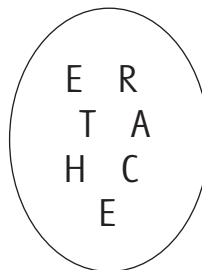

Mrs Taylor

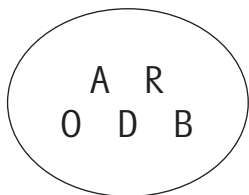
- 1 Who is very well? _____
- 2 Who is fine? _____
- 3 Who is OK? _____
- 4 Who is tired? _____
- 5 And how are *you*? _____

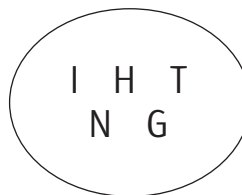

2 Guess the words. Then draw.

Találd ki a szavakat! Aztán rajzold le!











4 What's this?




1 Write the questions 'Who's this?' or 'What's this?'.

Írd le a kérdéseket!

- | | | |
|---|-------|------------------|
| 1 | _____ | It's Emma. |
| 2 | _____ | It's a chair. |
| 3 | _____ | It's a door. |
| 4 | _____ | It's my teacher. |
| 5 | _____ | It's a friend. |

2 Write the words under the pictures.

Írd a szavakat a képek alá!



a pen _____

3 Find the words.

Keressd meg a szavakat!

I	P	B	O	Y	D	O
T	E	A	C	H	E	R
A	N	D	I	B	S	G
Y	C	E	N	O	K	I
E	I	S	D	O	O	R
S	L	K	O	K	N	L

pen ✓
pencil
door
desk
girl
boy
teacher
book
yes
no

There are some more.

Can you find them?



Még van néhány.

Megtalálod őket?

1 Write the instructions in the speech bubbles.

Írd az utasításokat a szövegbuborékokba!

Open it. Close the door. Pick up a pen. Look.



2 Put the words in the correct order.

Tedd a szavakat a helyes sorrendbe!

- 1 am/tired/I/. _____
- 2 very/well/I'm/. _____
- 3 you/Thank/. _____
- 4 Come/please/in/. _____
- 5 evening/Good/. _____

3 Write the sentences.

Írd be a mondatokat!

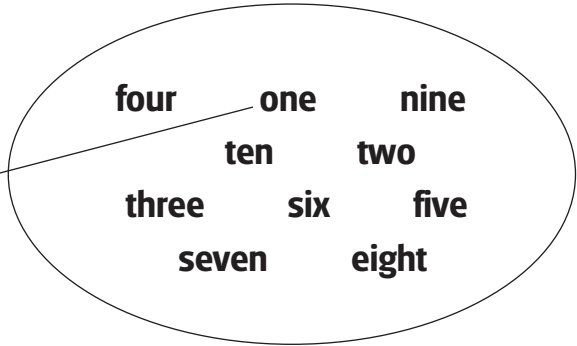
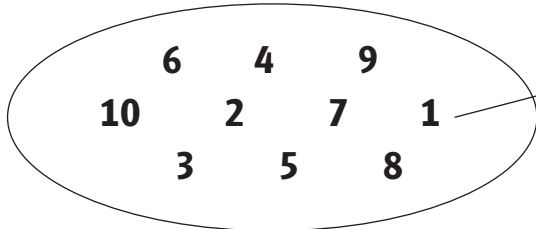
- 1 It is good. = It's good.
- 2 It is me. = It's me.
- 3 It is ready. = _____
- 4 _____ = It's a friend.
- 5 It is my workbook. = _____
- 6 _____ = It's a board.

It is = It's

5 One, two...

1 Match the numbers.

Párosítsd a számokat!



2 Write the missing letters.

Írd be a hiányzó betűket!

on_ t_o t_re_ f__r f_ve
si_ _even ei__t n_n_ te_



3 Which number is missing? Write.

Melyik szám hiányzik? Írd le!

- 1 one, two, three, five, six four
- 2 two, four, five, six, seven _____
- 3 five, six, seven, nine, ten _____
- 4 one, three, four, five, six _____
- 5 four, six, seven, eight, nine _____

4 Find the numbers in the snake.

Keress meg a számokat a kígyóban!

four seven nine five eight two one three six

four = 4 _____ = _____ _____ = _____ _____ = _____ _____ = _____
_____ = _____ _____ = _____ _____ = _____ _____ = _____ _____ = _____

1 Correct Luke's homework. Right (✓) or wrong (×)?

Javítsd ki Luke házi feladatát! Helyes vagy helytelen?



$one + two = five$	×	$three$
$ten - six = four$	✓	—
$three + seven = ten$		_____
$eight - four = two$		_____
$five + two = nine$		_____
$six - three = one$		_____
$five + four = nine$		_____

2 Write the numbers.

Írd le a számokat!

VI six

II _____

IX _____

IV _____

I _____

X _____

III _____

VII _____

V _____

VIII _____

3 Write in English.

Írd le angolul!

1 a) Hogy vagy? _____

b) Te hogy vagy? _____

2 a) Köszönöm, jól. _____

b) Kösz, jól vagyok. _____

3 a) Tom vagyok. _____

b) Én vagyok Tom. _____

4 a) Fáradt vagyok. _____

b) Én fáradt vagyok. _____

5 a) Te ki vagy? _____

b) Ki vagy te? _____

6 a) Mi ez? _____

b) Ez mi? _____

7 a) Fiú vagyok. _____

b) Én egy fiú vagyok. _____

What did you notice? ☺

Mit vettél észre?

6 How many?

1 Guess the words.

Találd ki a szavakat!

1 YOB boy

2 RAHIC _____

3 GBA _____

4 BORDA _____

5 BERBUR _____

6 CILNEP CSAE _____


7 NADINI _____

8 ORDO _____

2 Write in the speech bubbles.


Írj a szövegbuborékokba!

Goodbye. Thank you. Hello. Bye.
Here you are. Three pens, please.



3 Draw.

Rajzolj!



two rubbers, eight pencils and four pens

1 Complete the sentences.

Egészítsd ki a mondatokat!

- 1 _____ the boys, please.
OK. One, two, three, four... Four boys!
- 2 It's my friend.
_____?
It's my friend!
- 3 Please, _____ my bag.
Yes... Here you are.
- 4 Oh, _____!
Never mind.

sorry
Pardon?
bring
Count

2 Look at the picture and write the questions.

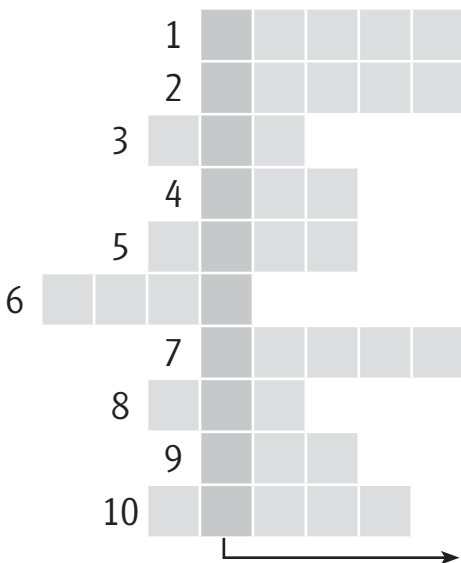
Nézd meg a képet, és írd le a kérdéseket!



How many bags? One.
How many _____ s? Two.
 _____? Five.
 _____? Four.
 _____? Three.

3 Do the crossword.


Fejtsd meg a keresztrejtvényt!




What's this? _____

7 What's your name?


1 Draw.
Rajzolj!



jeans



a cap



shoes



a T-shirt

2 Write the questions and the answers.
Írd le a kérdéseket és a válaszokat!



What's your name?
My name is Emma.







1 Put the words in the correct order.

Tedd a szavakat a helyes sorrendbe!

- 1 cap/please/Your/. _____
- 2 you/Here/are/. _____
- 3 Thank/you/. _____

2 Find the words in the snake.

Keresd meg a szavakat a kígyóban!

pencil sharpener ruler rubber window jeans shoes even name telephone eight shirt

3 Ask and answer in groups. Then write.

Kérdezzetek és válaszoljatok csoportokban! Azután írjátok le!



My name is _____

My telephone number is _____

name				
telephone number				

8 Colours

1 Listen and write the telephone numbers.

Hallgasd meg és írd le a telefonszámokat!

1 1232 6690

2 _____

3 _____

4 _____

5 _____

6 _____


2 Colour the numbers.

Színezd ki a számokat!

Number one is blue. Number two is black. Number three is green.

Number four and number five are red. Number six is brown.

Number seven is white. Number eight and number nine are yellow.



3 Guess the colours.

Találd ki a színeket!

1 DRE red

2 CKALB _____

3 NEGER _____

4 LEBU _____

5 HIWET _____

6 WOLEYL _____

7 WRONB _____

1 Colour picture A. Then answer the questions.

Színezd ki az A képet! Azután válaszolj a kérdésekre!



- 1 What colour is the desk? _____
- 2 What colour is the chair? _____
- 3 What colour is the pencil? _____
- 4 What colour is the rubber? _____
- 5 What colour is the telephone? _____
- 6 What colour is the pencil case? _____
- 7 What colour is the pencil sharpener? _____
- 8 What colour is the ruler? _____

2 Now ask your partner. Then colour picture B.

Most kérdezd a társadat! Azután színezd ki a B képet!

3 Write the colours of the rainbow. Then colour it.

Írd le a szivárvány színeit! Aztán színezd ki!

