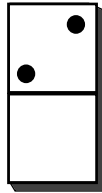
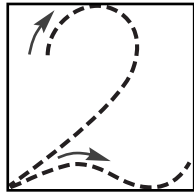

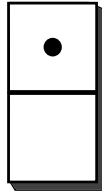
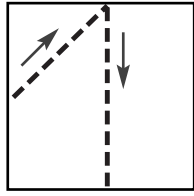


Számok 0-tól 10-ig

Egy és kettő

1. Színezz ki annyi labdát, amennyi a megadott szám!




2. Gyakorold az 1 és a 2 írását!


1		1	1											
2		2	2											


3. Folytasd!


1	1	1																	
1	1																		
1																			
2	2	2																	
2	2																		
2																			
1	2	1	2																


1. Melyik állatból hány van? Írd a képek alá, majd mondd is el!











2. Annyit rajzolj, amennyi a keret alatti szám!



2



2



1

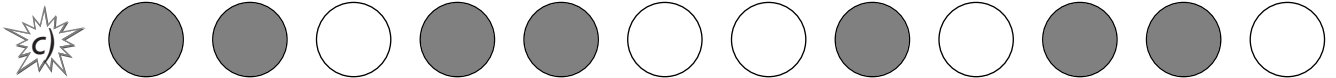
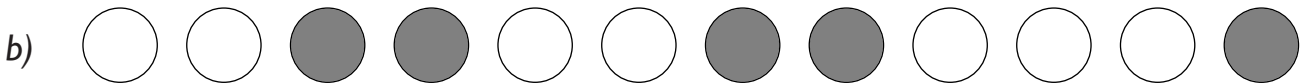



2



1

3. Melyik korong nem illik a sorba? Színezéssel javítsd!



4. Tapsold el a *Süss fel nap* című dal ritmusát! 1-re rövidebb, 2-re hosszabb ideig csapd össze a tenyered!

2 2 2 2 2 2 1 1 1 1 1 1 1 1 2 2 2

5. Írj 1-et vagy 2-t a hiányzó számok helyére! Rajzolj pálcikákat a keretekbe, a számoknak megfelelően!



< 2

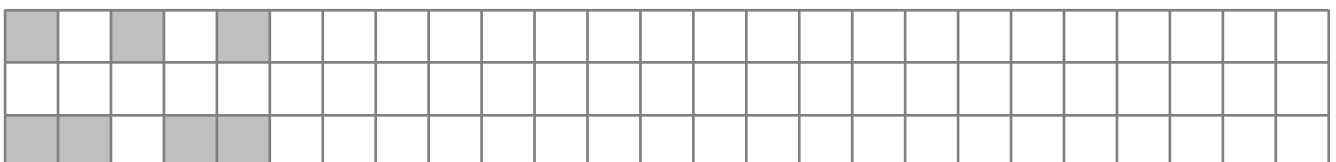
> 1

1 =

≠ 1


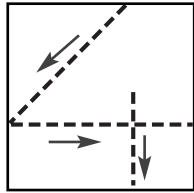

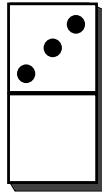
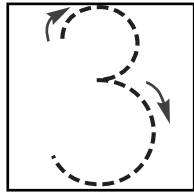
≠ 2

6. Folytasd a színezést grafit- vagy színes ceruzával!



Három és négy

1. Színezz ki annyi autót, amennyi a megadott szám!




2. Gyakorold a 3 és a 4 írását!

3		3		3										
4		4		4										


3. Folytasd!

3	3	3																	
3	3																		
3																			
4	4	4																	
4	4																		
4																			
3	4	3	4																
4	3	4	3																


1. Színezz ki annyi csillagot, amennyi a kép alatti szám!




3




1



4

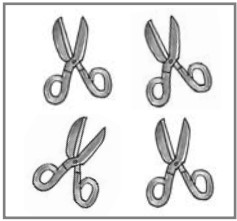



2





3

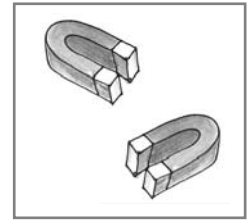
2. Hány darab tárgy van a képen? Írd a kép alá!




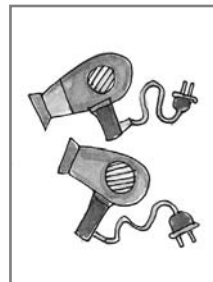










3. Merre mutat a nyíl? Merre mutat a nyílhegy, a > jel? Pótold a hiányzó számokat és rajzokat!



>

3

>

2

>

4. Írd le az eddig tanult számokat minél többféle sorrendben! Tedd ki a számok közé a megfelelő jelet (<, >)!

a) 1

1

1

b) 2

2

2

c) 3

3

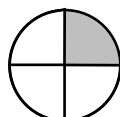
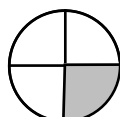
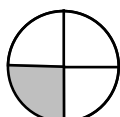
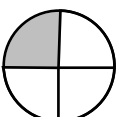
3

d) 4


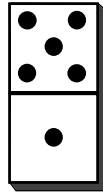
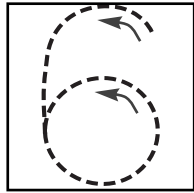

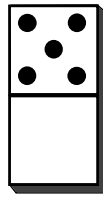
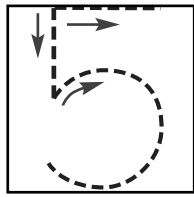
4

4

5. Folytasd a színezést!



1. Színezz ki annyi sakkfigurát, amennyi a megadott szám!



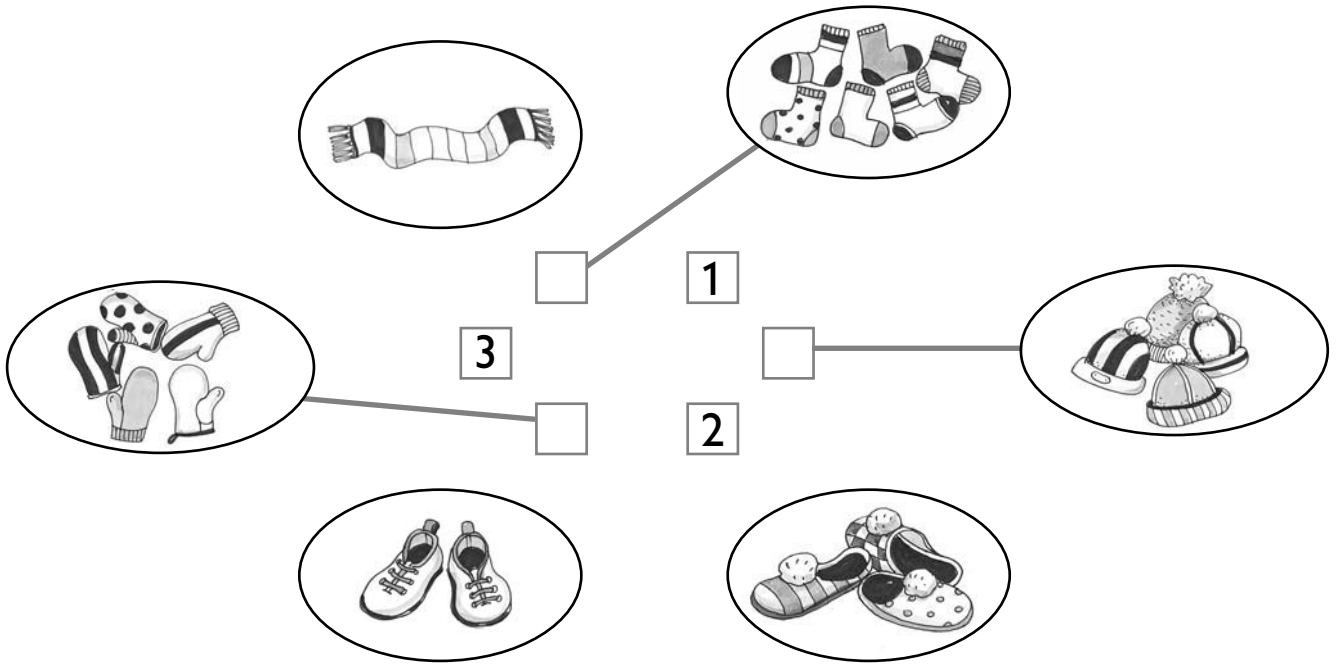
2. Gyakorold az 5 és a 6 írását!

5		5		5										
6		6		6										

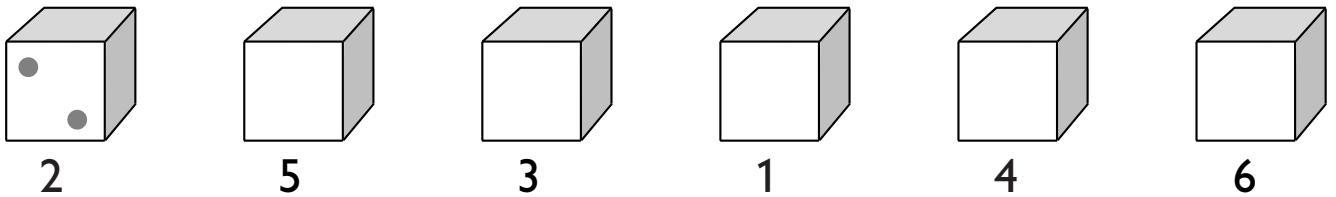
3. Folytasd!

5	5	5												
5	5													
5														
6	6	6												
6	6													
6														
5	6	5	6											
6	5	6	5											

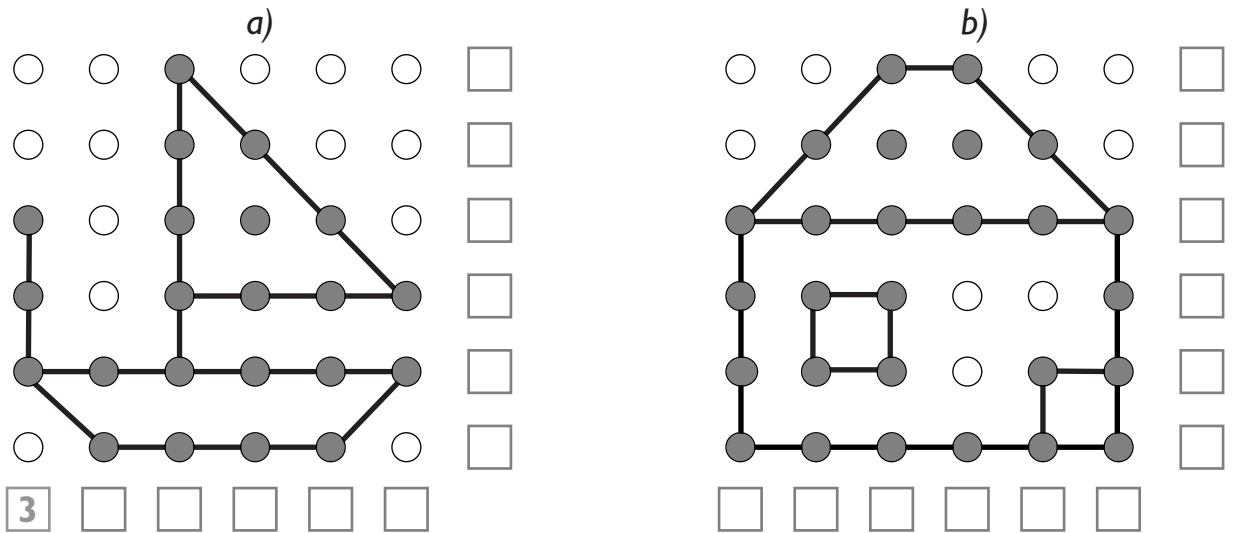
1. Pótold a hiányzó számokat és összekötéseket!



2. Rajzolj annyi pöttyöt a dobókockára, amennyi az alatta lévő szám!



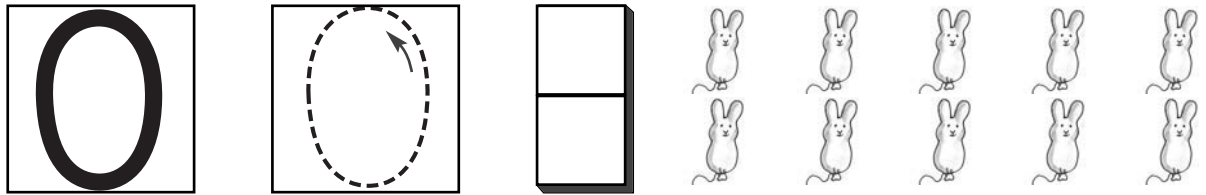
3. Számold össze, hány kör van kiszínezve egy-egy sorban és oszlopban!




4. Tedd ki a számpárok közé a megfelelő jelet (<, >, =)!

- a) 1 1 2 5 6 3 4 4 3 1 5 6 4 2
- b) 5 1 6 6 2 3 4 6 1 2 3 5 3 3
- c) 3 4 4 1 2 2 5 4 6 2 5 5 1 6


1. Színezz ki annyi léggömböt, amennyi a megadott szám!



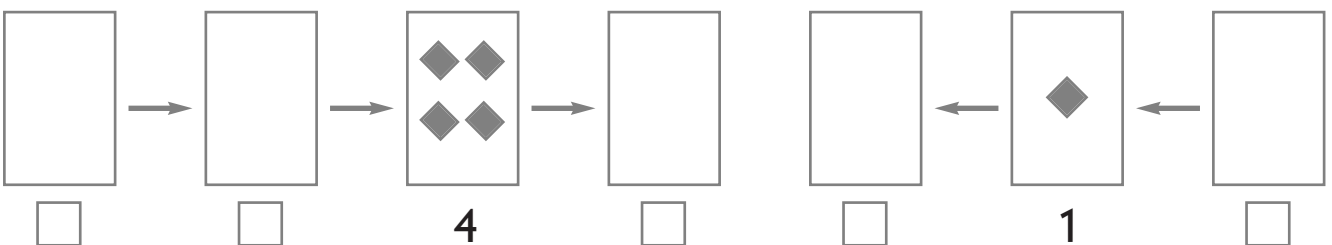
2. Gyakorold a 0 írását!



3. Írd a kép alá, hogy hány szál virág van a vázában!



4. A nyíl mindenhol az 1-gyel kevesebb felé mutat. Pótold a hiányzó számokat és rajzokat ennek megfelelően!



5. Rendezd a 3, 1, 6, 0, 2, 5, 4 számokat

a) növekvő sorrendbe!

b) csökkenő sorrendbe!

Írd a számok közé a megfelelő jelet (<, >)!

